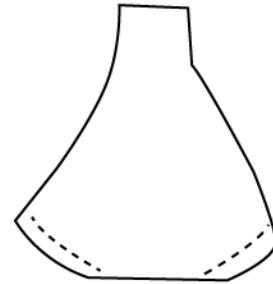


Working from the outside in

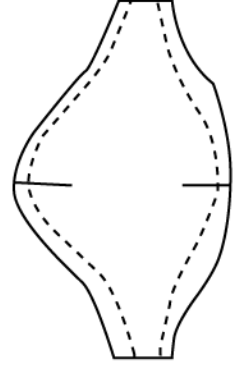
- 1.) Adult
- 2.) Teen
- 3.) Child
- 4.) Infant

Cut 2 from cotton fabric

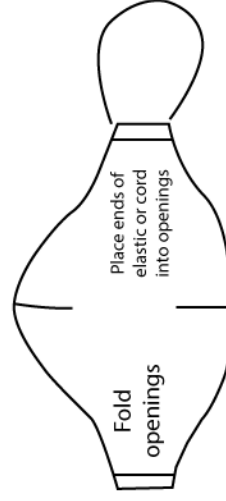
This line should be 2 inches when printed



Fold one mask piece right sides together. Stitch top and bottom openings along dotted line. Repeat with second mask piece



Open mask and press seams. Place masks right sides together and stitch dotted line, leaving ends open. Turn the mask inside out through one of side openings and press



Turn open edges in and attach elastic or cotton cord inside openings before securely stitching into place.

Fold openings
Place ends of elastic or cord into openings