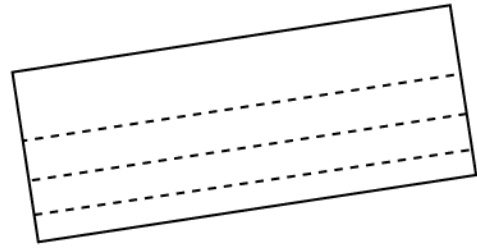


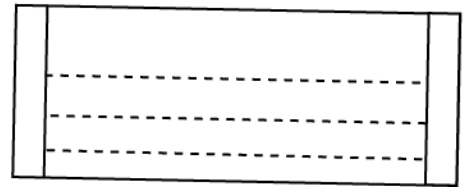
Step 3 - Pleat

-Fold and press 3 pleats into the fabric with the hems still at top and bottom. The finished height of the sides should be 3.5 inches.



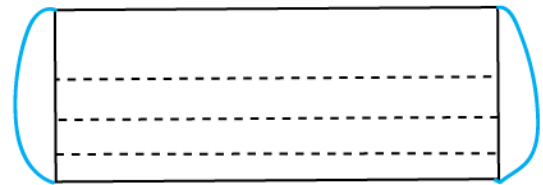
Step 4 - Fold the ends

-Finish the ends with a serger or zig zag. If you're hand-sewing, neaten them with a pair of scissors

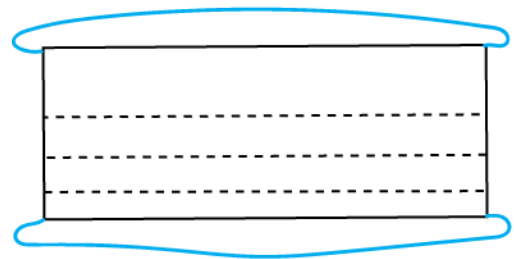


Step 5 - Add elastic or string

Elastic behind ears - cut 2 pieces 7 inches long and sew at the sides.



Elastic to go around head - cut 2 pieces of 14 inches long and sew the elastic at the top and bottom.



String or ribbon - cut 4 pieces of 18 inches and sew at each corner.

